




Recycling Information

Follow these

simple do's and don'ts:

Recycling Do's	
	<ul style="list-style-type: none">• Do recycle all empty plastic bottles, cans, paper and cardboard.
	<ul style="list-style-type: none">• Do keep foods and liquids out of recycling.
	<ul style="list-style-type: none">• Do keep plastic bags out of recycling.

Recycling Don'ts	
	<ul style="list-style-type: none">• Don't bag your recyclables. Plastic bags and film get tangled in the machinery.
	<ul style="list-style-type: none">• Don't include food-soiled items – they can turn an entire load of recycling into trash.
	<ul style="list-style-type: none">• Don't add sharp or dangerous materials like needles and electronics – they can cause injury to our workers.
	<ul style="list-style-type: none">• Don't toss in "tangles" like rubber hoses and wires – they can shut down an entire recycling center!
	<ul style="list-style-type: none">• Don't include any glass containers.
	<ul style="list-style-type: none">• Don't include bulky items like propane tanks or construction debris.

Share these tips and post them as a reminder of Waste Management's recycling guidelines. For more tools to help your team follow the do's and don'ts of recycling, visit www.RecycleOftenRecycleRight.com